

Project Title: **USC Learning Experience Evaluations - Fall 2024**

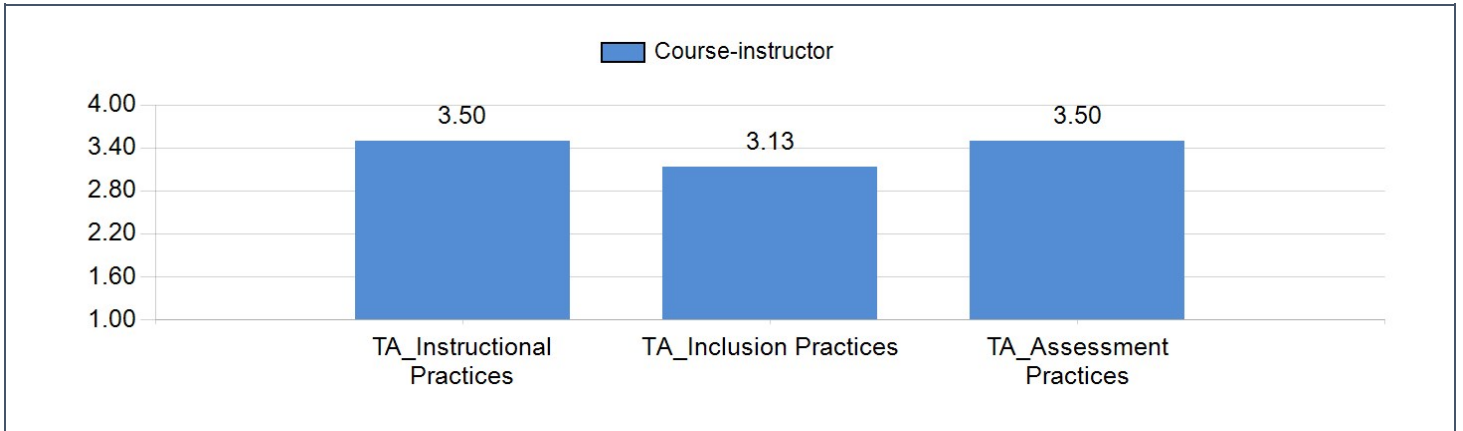
Courses Audience: **27**
Responses Received: **3**
Response Ratio: **11.11%**

Report Comments

Please download and save a PDF copy of this report

LEARNING EXPERIENCE SUBSCALE ANALYSIS FOR TEACHING ASSISTANT

Learning Experience Subscale Average Score for Teaching Assistant



| Competency | Course-instructor | Standard Deviation |
|----------------------------|-------------------|--------------------|
| TA_Instructional Practices | 3.50 | +/-0.55 |
| TA_Inclusion Practices | 3.13 | +/-0.35 |
| TA_Assessment Practices | 3.50 | +/-0.53 |

TA_INSTRUCTIONAL PRACTICES

| | N | Mean | Std. Deviation |
|---|---|------|----------------|
| The teaching assistant carefully explained difficult concepts, methods, and subject matter | 2 | 3.50 | 0.71 |
| The teaching assistant encouraged questioning and discussion of course topics from the students | 2 | 3.50 | 0.71 |
| The teaching assistant encouraged me to do my best work. | 2 | 3.50 | 0.71 |

TA_INCLUSION PRACTICES

| | N | Mean | Std. Deviation |
|--|---|------|----------------|
| The teaching assistant used a variety of teaching approaches to meet the needs of all students. | 2 | 3.00 | 0.00 |
| The teaching assistant was receptive to the expression of diverse student viewpoints. | 2 | 3.00 | 0.00 |
| The teaching assistant demonstrated sensitivity to students' needs and diverse life experiences. | 2 | 3.00 | 0.00 |
| The course materials included diverse perspectives OR applications to diverse populations. | 2 | 3.50 | 0.71 |

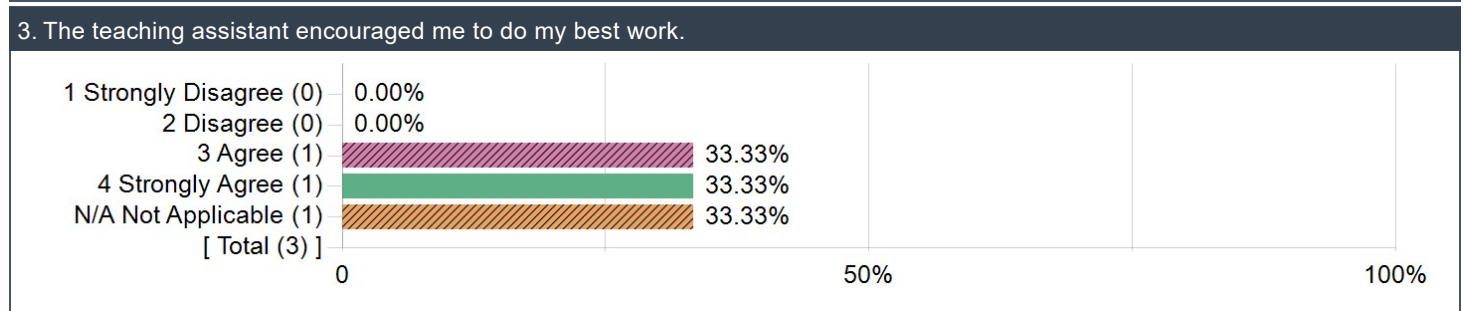
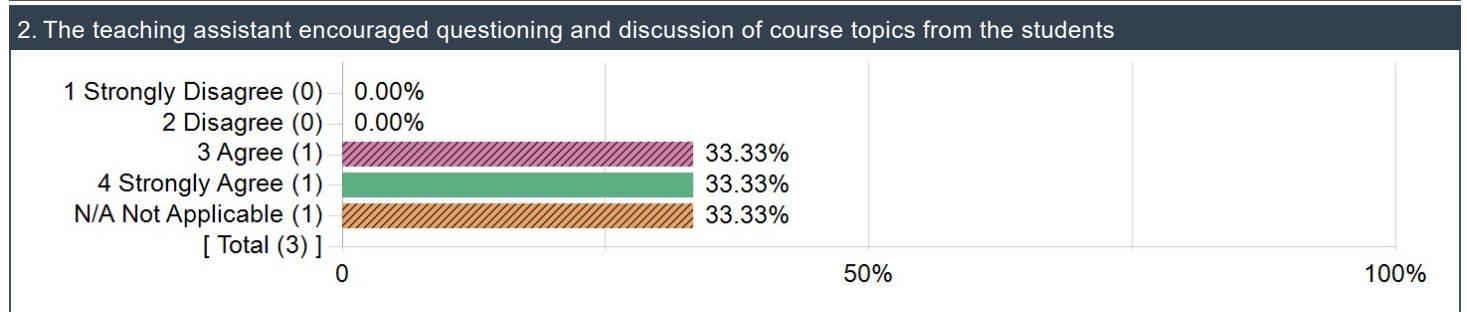
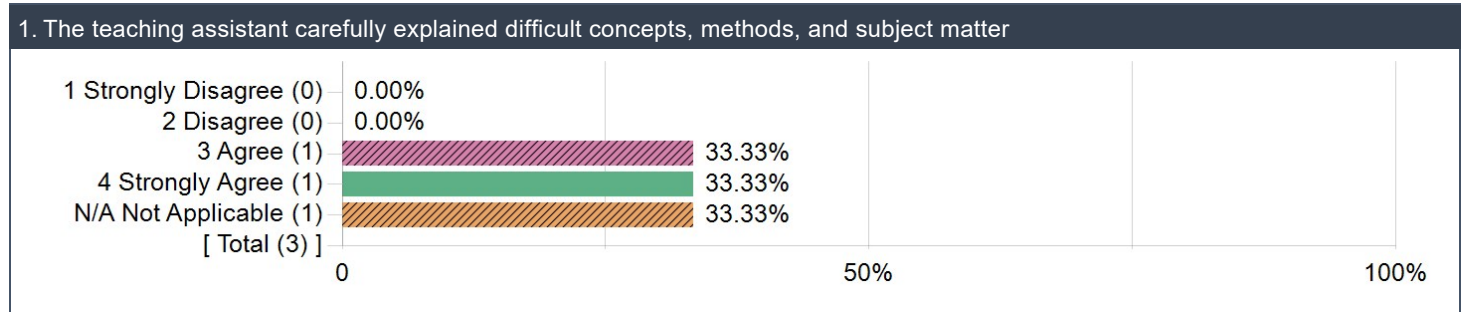
TA_ASSESSMENT PRACTICES

| | N | Mean | Std. Deviation |
|--|---|------|----------------|
| The assessments/assignments reflected what was covered in the course | 2 | 3.50 | 0.71 |
| The grades I have received thus far reflect the QUALITY of my performance in the course. | 2 | 3.50 | 0.71 |
| The criteria for good performance on the assignments or assessments were clearly communicated. | 2 | 3.50 | 0.71 |
| The teaching assistant's evaluation of my performances was constructive. | 2 | 3.50 | 0.71 |

LEARNING EXPERIENCE SUBSCALE ANALYSIS FOR TA: INSTRUCTIONAL PRACTICES

TA_INSTRUCTIONAL PRACTICES

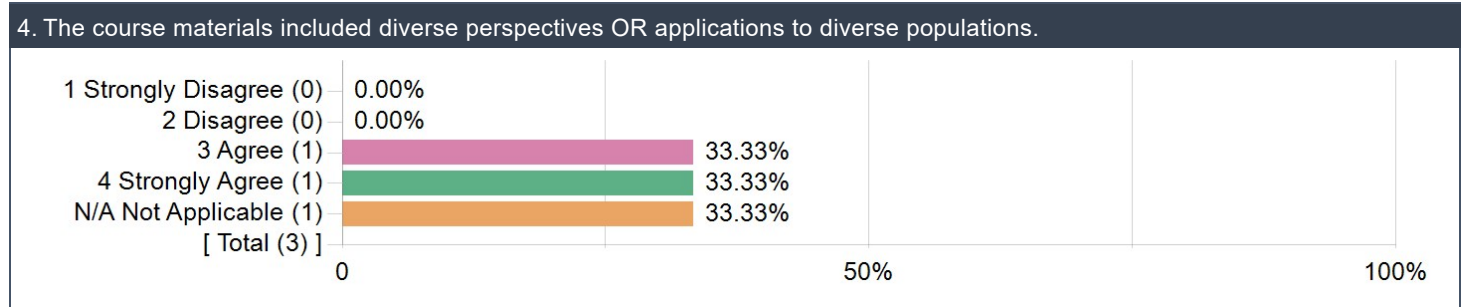
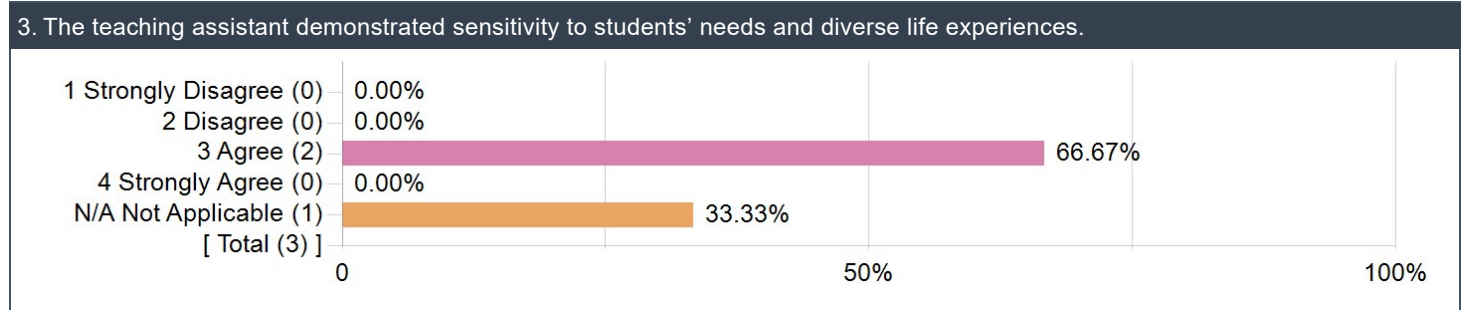
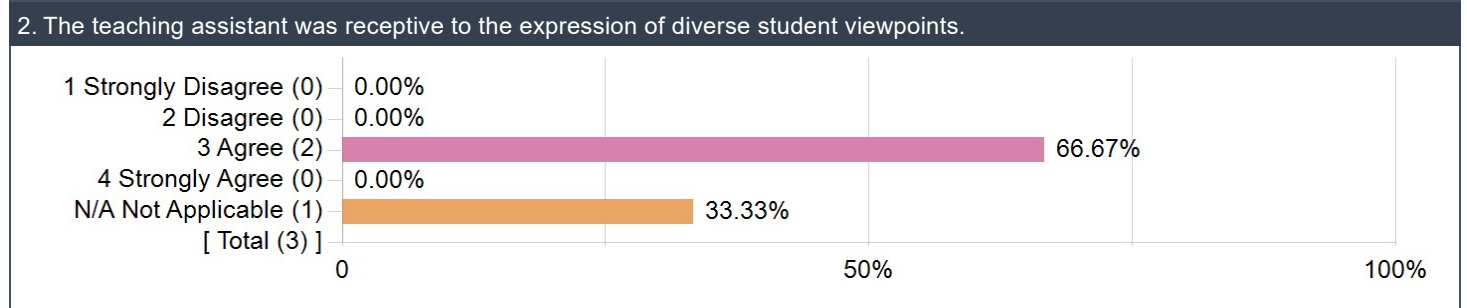
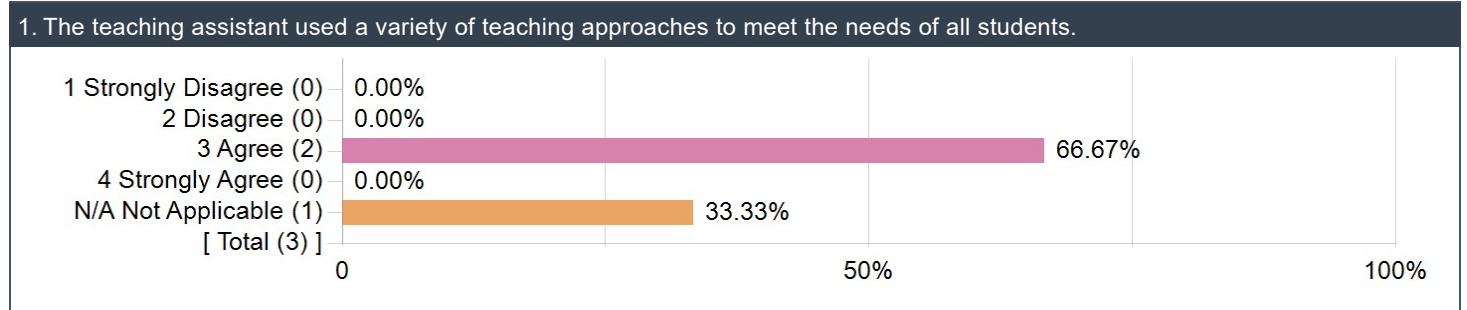
| | N | Mean | Std. Deviation |
|---|---|------|----------------|
| The teaching assistant carefully explained difficult concepts, methods, and subject matter | 2 | 3.50 | 0.71 |
| The teaching assistant encouraged questioning and discussion of course topics from the students | 2 | 3.50 | 0.71 |
| The teaching assistant encouraged me to do my best work. | 2 | 3.50 | 0.71 |



LEARNING EXPERIENCE SUBSCALE ANALYSIS FOR TA: INCLUSION PRACTICES

TA INCLUSION PRACTICES

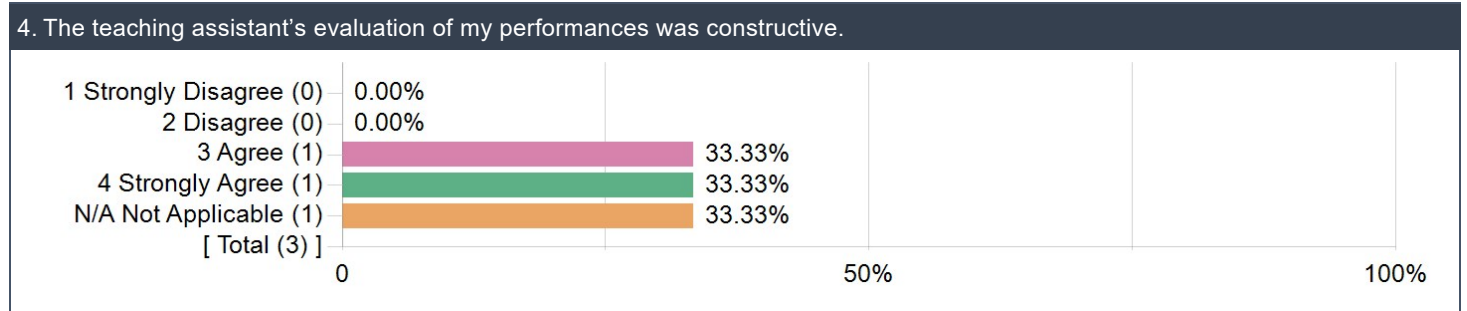
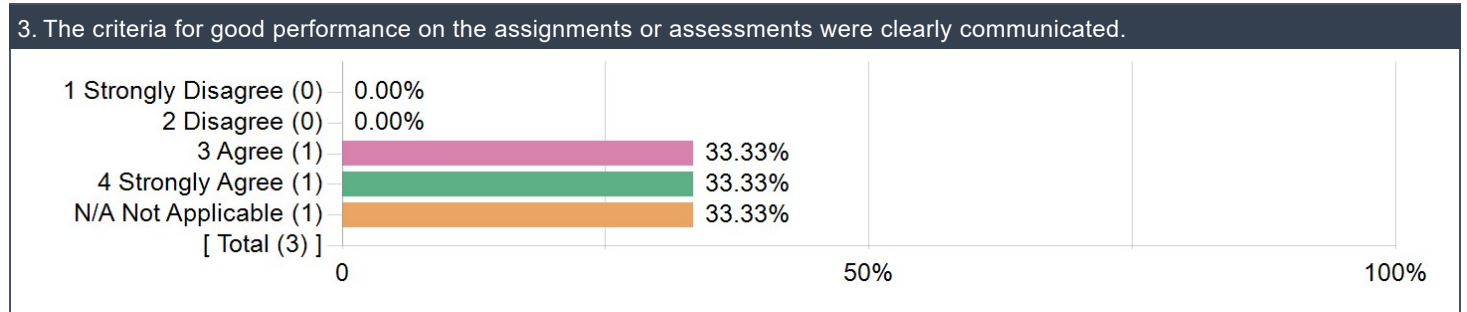
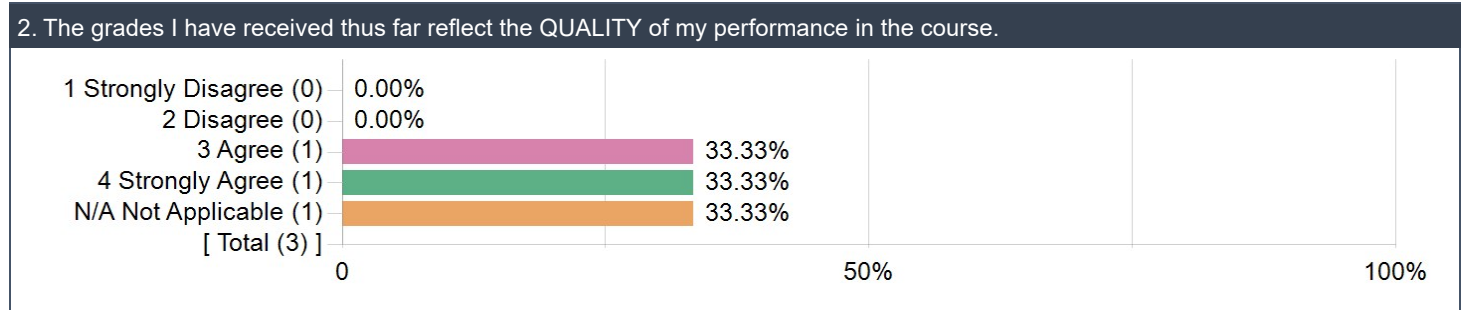
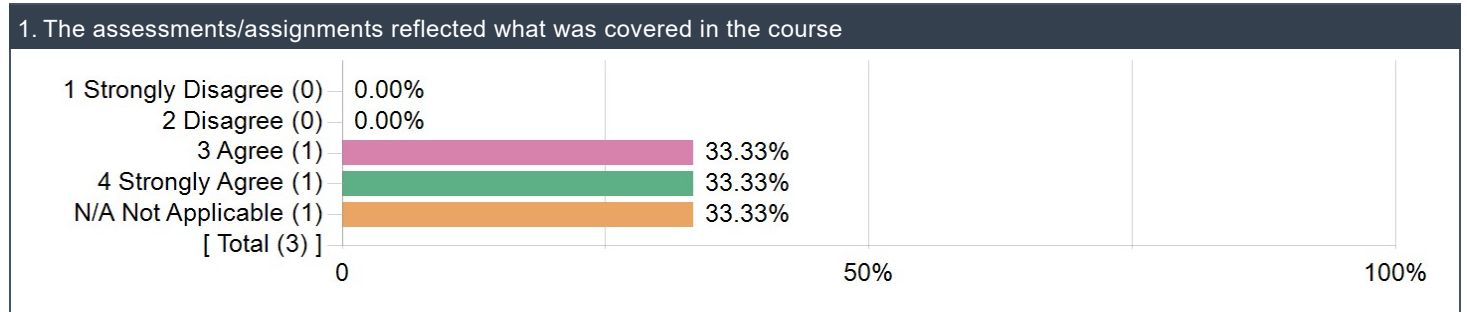
| | N | Mean | Std. Deviation |
|--|---|------|----------------|
| The teaching assistant used a variety of teaching approaches to meet the needs of all students. | 2 | 3.00 | 0.00 |
| The teaching assistant was receptive to the expression of diverse student viewpoints. | 2 | 3.00 | 0.00 |
| The teaching assistant demonstrated sensitivity to students' needs and diverse life experiences. | 2 | 3.00 | 0.00 |
| The course materials included diverse perspectives OR applications to diverse populations. | 2 | 3.50 | 0.71 |



LEARNING EXPERIENCE SUBSCALE ANALYSIS FOR TA: ASSESSMENT PRACTICES

TA_ASSESSMENT PRACTICES

| | N | Mean | Std. Deviation |
|--|---|------|----------------|
| The assessments/assignments reflected what was covered in the course | 2 | 3.50 | 0.71 |
| The grades I have received thus far reflect the QUALITY of my performance in the course. | 2 | 3.50 | 0.71 |
| The criteria for good performance on the assignments or assessments were clearly communicated. | 2 | 3.50 | 0.71 |
| The teaching assistant's evaluation of my performances was constructive. | 2 | 3.50 | 0.71 |



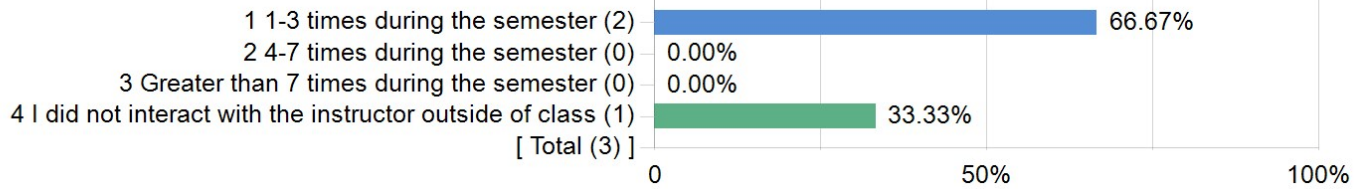
TA: Is there additional information or feedback that you would like to share with teaching assistant Aruj Shukla?

| Comments |
|---|
| Explained concepts thoroughly Regularly asked for feedback , questions from students |

STUDENT ENGAGEMENT ANALYSIS

Number of TA Interactions Outside of Class

TA: Approximately how many times did you interact with teaching assistant **Aruj Shukla** outside of class? (e.g., via email, office hours).



Approximately how many hours did you spend on coursework outside of the classroom?

Approximately how many hours did you spend on coursework outside of the classroom?



In what ways have you participated in your learning for this course? (Please select all that apply.)

